

SCREW JACK DATA SHEET


MJ2 ROTATING SCREW

Specifications:

Ratio:	Normal 4:1	Low 16:1
Max lifting force:	10kN	10kN
Spindle:	TR20x4	TR20x4
Max power:	0.5kW	0.5kW
Stroke per input rev:	1mm	0.25mm
Travel speed with 4 pole motor (approx)	25mm/sec	6mm/sec
Total efficiency:	31.1%	24.8%
Idling torque:	0.12Nm	0.09Nm
Drive torque at max lifting force:	7.0Nm	2.5Nm
Max permissible torque at worm shaft:	32.1Nm	32.1Nm
Gear housing material:	Die Cast Aluminium	Die Cast Aluminium
Weight (less spindle & tube):	2.1kg	2.1kg
Weight of spindle per 100mm:	0.45kg	0.45kg
Amount of grease filling:	0.10kg	0.10kg
Lubrication:	Divinol Lithogrease 1500	Divinol Lithogrease 1500

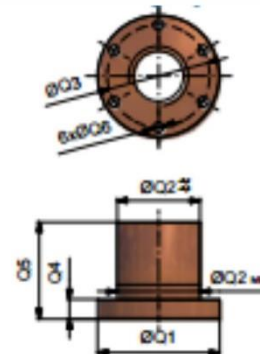
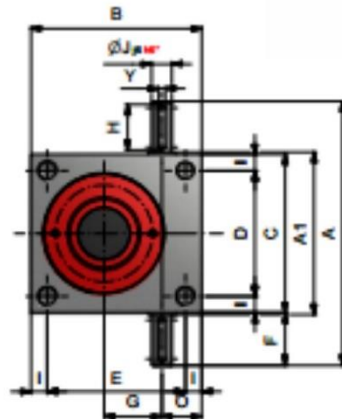
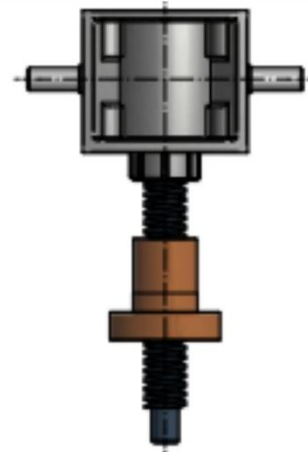
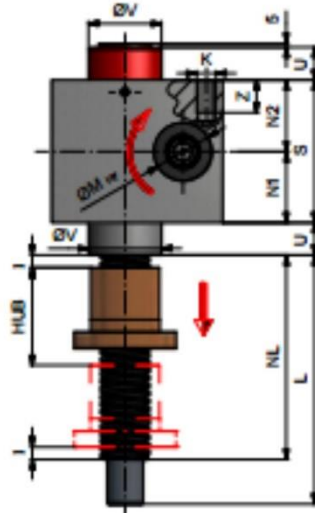
Order code:

MJ2-	2	3	4	5	6	7	8	9
2:	Version:	LMN = Normal ratio version LML = Low ratio version						
3:	Installation position:	1F, 2F, 3F, 4F, 5F, 6F, 1E, 2E, 3E, 4E, 5E, 6E						
4:	Spindle:	TR20x4 = trapezoidal KGT = ball screw (20x5; 20x20; 20x50)						
5:	Stroke:	0000mm						
6:	Travelling nut	EFM = standard; KGF = ball screw nut						
7:	Spindle end:	Z = journal; FPL = mounting flange bearing						
8:	Accessories:	A or B = mounting side of motor; BL = mounting feet; FB = folding bellows (1FB = bellows one side of travelling nut; 2FB = bellows both sides of travelling nut); KP = trunnion adaptor; MG = motor adaptor; RP = flexible coupling; SFM = safety nut; KAN = nut trunnion adaptor; MKD = nut bracket; gimbal mount; SF = spiral sleeve (1SF = sleeve one side of travelling nut; 2SF = sleeve both sides of travelling nut)						
9:	Special requirements:	As specified						



Dimensions:

A:	140mm
A1:	89mm
B:	100mm
C:	85mm
D:	63mm
E:	78mm
F:	27.5mm
G:	32mm
H:	20mm
I:	11mm
J dia:	14mmj6
K:	M8
M dia:	35mmH7
N1:	37.5mm
N2:	37.5mm
O:	28mm
S:	75mm
U:	18mm
V dia:	39mm
Y:	5mm
Z:	15mm
J:	15mm
Flanged travelling nut:	
Q1 dia:	55mm
Q2: dia	32mm
Q3 dia:	45mm
Q4:	12mm
Q5:	44mm
Q6 dia:	7mm
Motor adaptor mounting holes:	
4 off K1:	M6
TK pcd:	50mm



Materials:

Component	Standard	Optional
Gear housing:	Die cast aluminium 3.2582	Stainless steel V4A; anodised; painted
Worm shaft:	Steel ETG100	Stainless steel V4A, V2A
Spindle:	C35 Steel 1.0501	Stainless steel V4A, V2A
Bearing cover:	C45 Steel 1.0503	Stainless steel V4A; zinc plated; painted

V4A = 1.4571 V2A = 1.4305